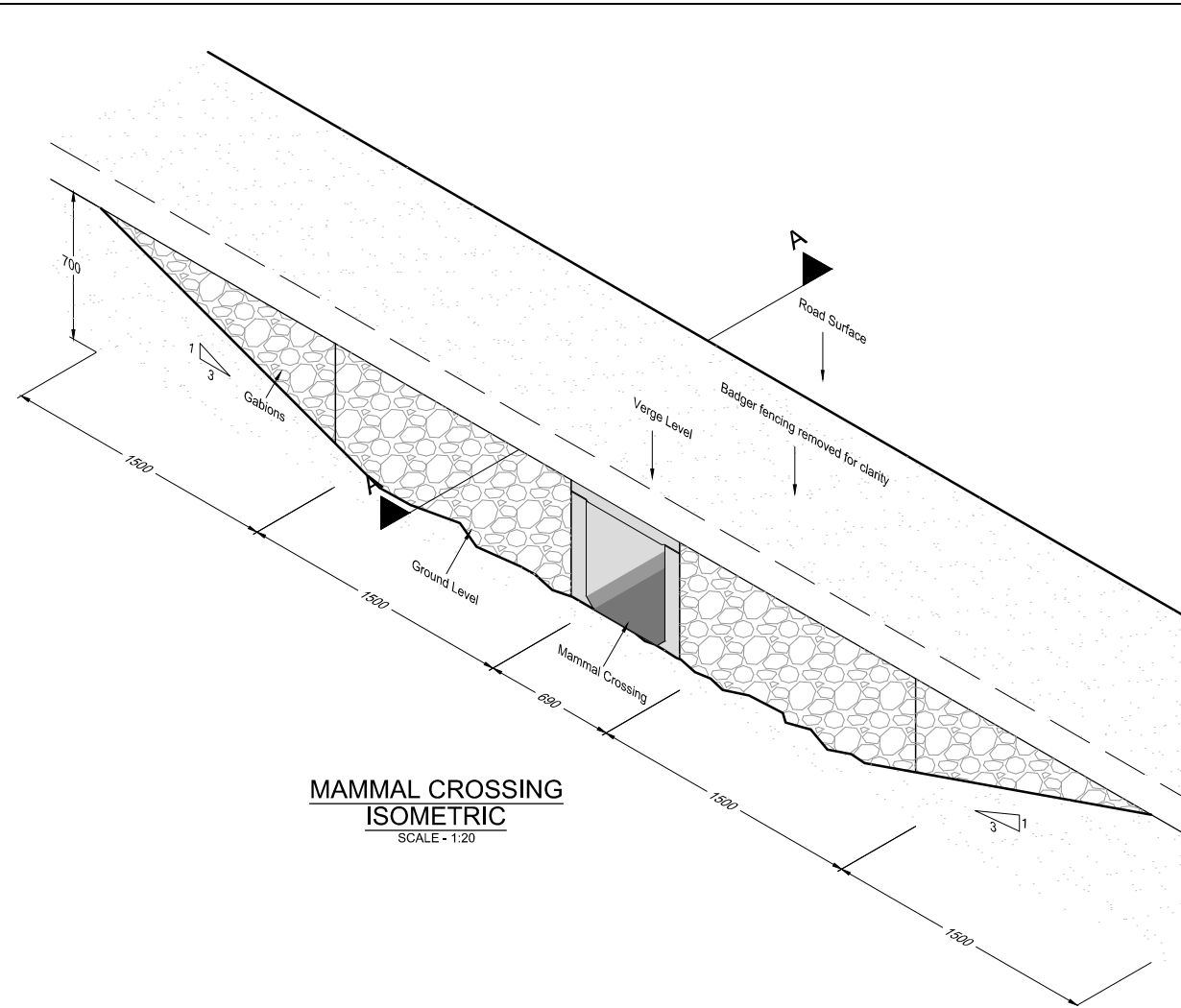
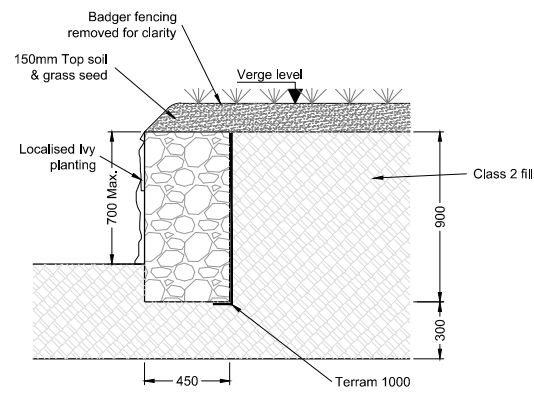


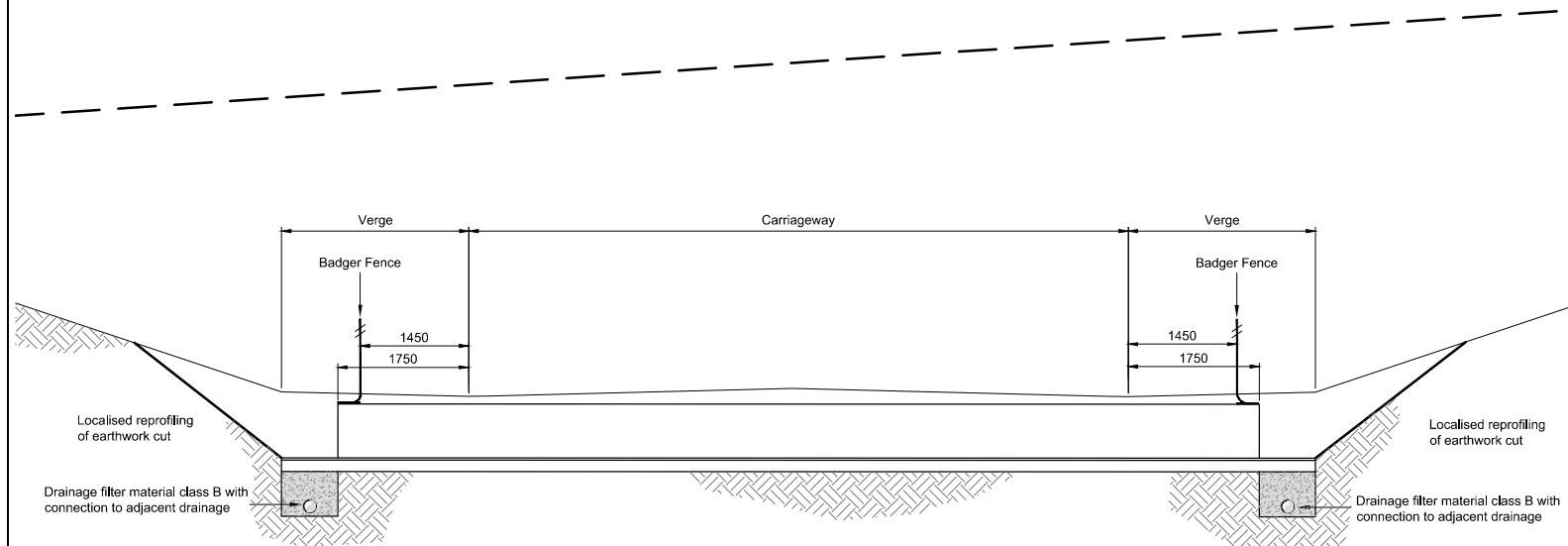
MST3 - PLAN AT CHAINAGE 1640.00
 SCALE - 1:100



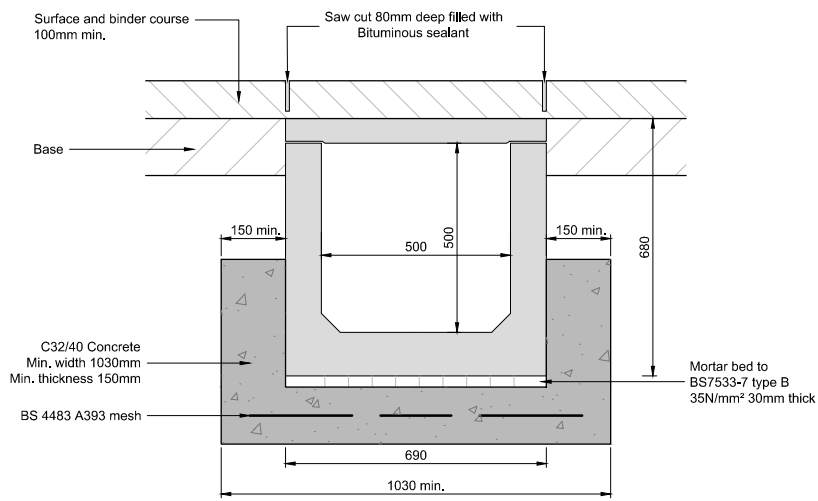
MAMMAL CROSSING ISOMETRIC
 SCALE - 1:20



SECTION A-A
 SCALE - 1:20



MST3 - LONG SECTION AT CHAINAGE 1640.00
 SCALE - 1:50

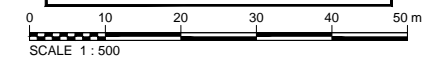


MAMMAL CROSSING SECTION
 SCALE - 1:10

- NOTES**
- All dimensions in millimetres unless otherwise stated.
 - Tunnel units to be formed from Stanton Bonna precast concrete units or similar approved.
 - Units to be class D400
 - Unit to have a solid top.
 - Units are to be installed in accordance with the manufacturers recommendations.
 - EV50 foam strip of Tok strip to be provided between cover and base unit.

SAFETY, HEALTH AND ENVIRONMENTAL INFORMATION	
In addition to the hazards/risks normally associated with the types of work detailed on this drawing, note the following:	
CONSTRUCTION	• Manual handling of tunnel units
MAINTENANCE / CLEANING	• None Identified
DECOMMISSIONING / DEMOLITION	• None Identified
It is assumed that all works will be carried out by a competent contractor working, where appropriate, to an approved method statement	

Reproduction from the Ordnance Survey Map with the permission of the controller of Her Majesty's stationery office Crown copyright reserved Licence No. AL 100017326



CO	18/06/2014	ISSUE FOR CONSTRUCTION	GWJ	RKS	RKS	RD
RO	21/05/2013	INITIAL ISSUE	ILC	RKS	RKS	RD
Rev	Rev. Date	Purpose of revision	Draw	Checkd	Rev'd	Apprv'd

JACOBS
 Simpson House, 5 Cherry Orchard Road, Croydon, Surrey, CR9 6BE
 Tel:+44(0)208 686 8212 Fax:+44(0) 208 681 2499
 www.jacobs.com

Client: **HOCHTIEF** (M) CONSTRUCTION, **TAYLOR WOODROW**, **WATKINS**
 Employer: **WATKINS**

Project: **BEXHILL TO HASTINGS LINK ROAD**

Drawing title: **MULTI-SPECIES TUNNEL MST3 - CHAINAGE 1640 GENERAL ARRANGEMENT**

Drawing status: **ISSUE FOR CONSTRUCTION**

Scale: **AS SHOWN @ A1 DO NOT SCALE**

Jacobs No.: **B1297000-PH2**

Drawing number: **B1297000-PH2/3000.01b/0132** Rev: **C0**

This drawing is not to be used in whole or part other than for the intended purpose and project as defined on this drawing. Refer to the contract for full terms and conditions.